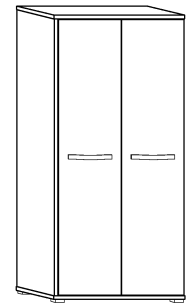




# ANG-13

## ANGEL- SZAFKA 2D

→ 90 × 198 × 53



x 8  a	x 4  b	x 4  c	x 2  d	x 3  e	x 3  f	 40 min 
x 6  g	x 4  h	x 1 (853 mm)  i	x 2  j			
x 2  k	x 20 (3,5x16)  l	x 8 (4x20)  m	x 4 (4x25)  n	x 60  o	x 1  p	

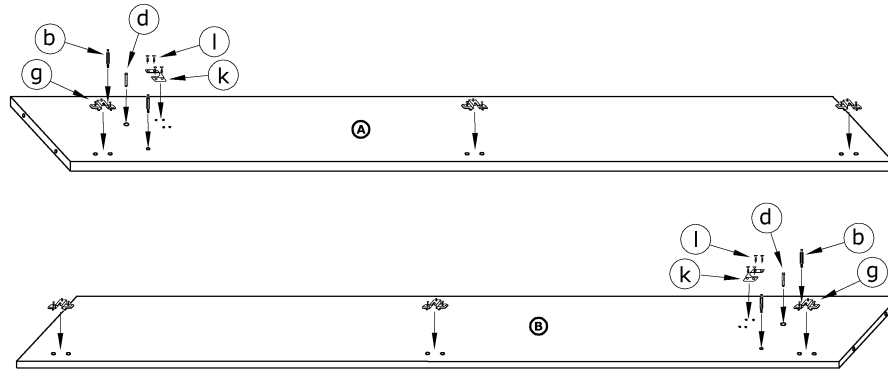
**1** - FAZY MONTAŻU

**A** - OZNACZENIE ELEMENTÓW

**a** - OZNACZENIE AKCESORIÓW

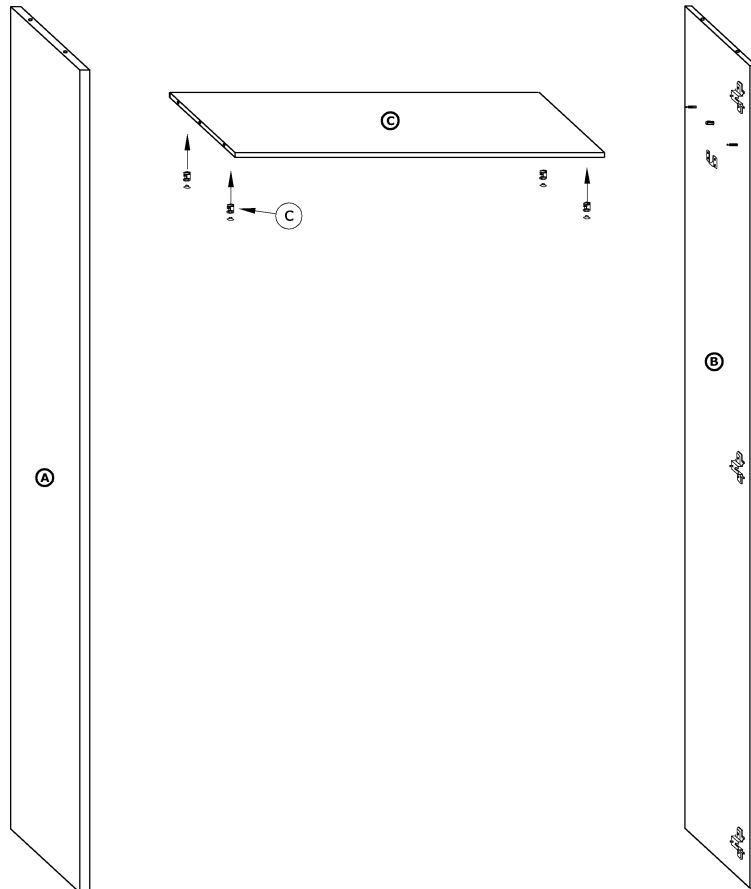
**1**

x 4  b	x 2  d
x 6  g	x 2  k
x 8 (3,5x16)  l	





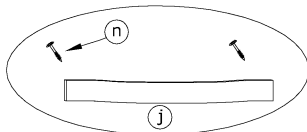
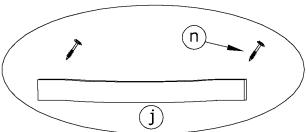
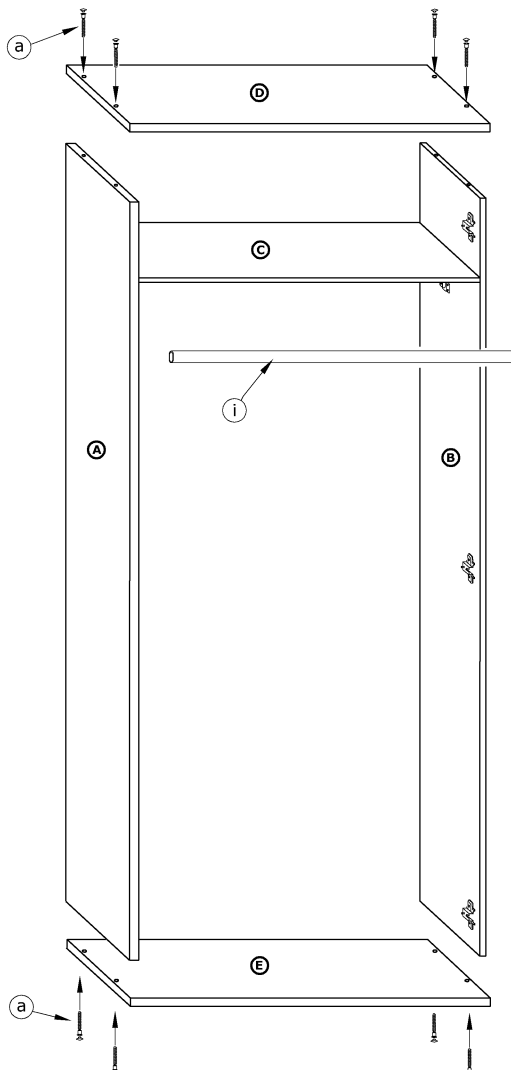
**2**

x 4  c
--------------











3

- x 8
- 
- a
- x 1
- 
- i



4

- x 3
- 
- e
- x 3
- 
- f
- x 4
- 
- h
- x 2
- 
- j
- x 12
- (3,5x16)
- 
- l
- x 8
- (4x20)
- 
- m
- x 4
- (4x25)
- 
- n
- x 60
- 
- o

