

x 36



(a)

x 4



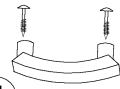
(b)

x 4



(c)

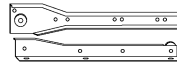
x 8



(d)

x 4 kpl.

(400 mm)



(e)

x 4



(f)

x 16

(3,5x30)



(g)

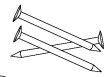
x 56

(4x16)



(h)

x 85



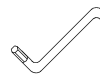
(i)

x 8



(j)

x 1



(k)



45 min



1 - FAZY MONTAŻU

A - OZNACZENIE ELEMENTÓW

a - OZNACZENIE AKCESORIÓW

