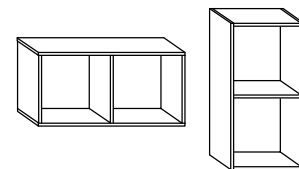




SVN-14 SZAFKA WISZĄCA

→ 40/80†80/40↘28



x 10



(a)

x 12



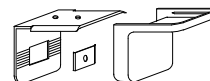
(b)

x 12



(c)

x 2 kpl.



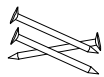
(d)

x 4
(6,2x13)

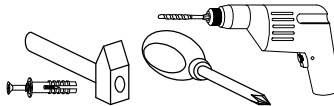


(e)

x 40



(f)



1 - FAZY MONTAŻU

A - OZNACZENIE ELEMENTÓW

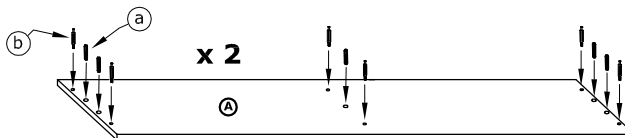
a - OZNACZENIE AKCESORIÓW

1

x 10

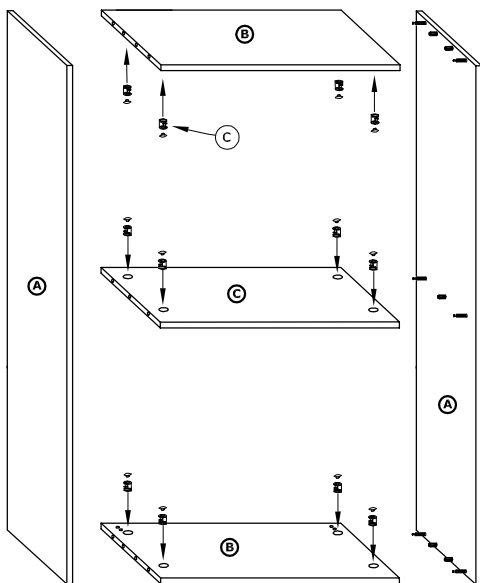



x 12



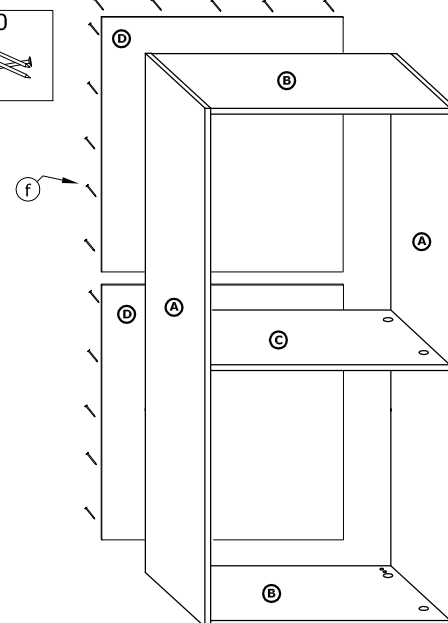
2

x 12



3

x 40



4

x 2



x 4
(6,2x13)

