

x 46



(a)

x 12



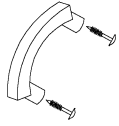
(b)

x 10



(d)

x 8



(e)

x 4




(g)

x 20 (3,5x30)



(h)



50 min

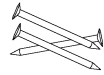


x 60 (3,5x16)



(i)

x 110



(j)

x 1



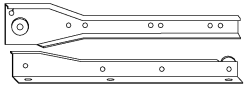
(k)

x 1



(l)

x 5 kpl.(400 mm)

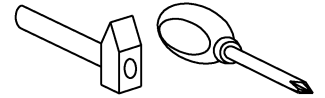


(f)

x 1 (562 mm)



(c)



① - FAZY MONTAŻU

Ⓐ - OZNACZENIE ELEMENTÓW

Ⓐ - OZNACZENIE AKCESORIÓW

