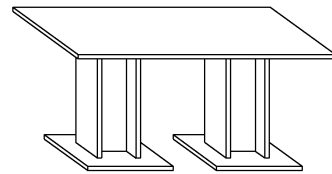


BOND

STÓŁ DUŻY

→ 150 ↑ 75 ↘ 75



x 20



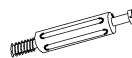
(a)

x 10



(b)

x 10



(c)

x 2 (15x12)



(d)

x 8 (15x17)



(e)

x 8


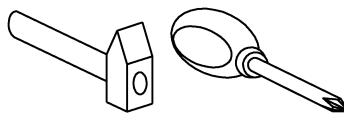


(f)

x 1



(g)



40 min

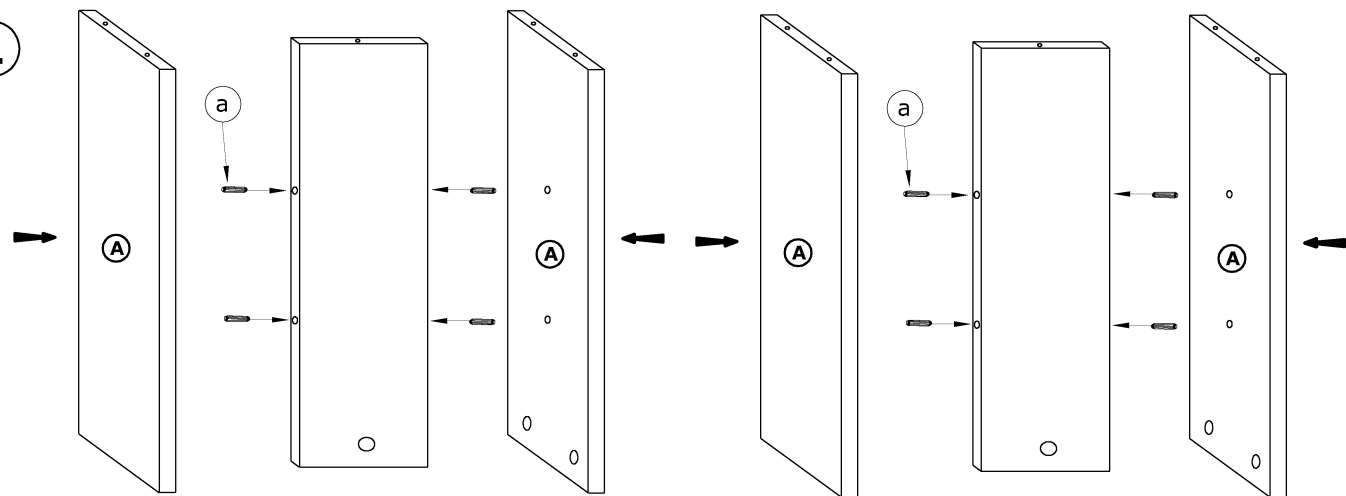


1 - FAZY MONTAŻU

A - OZNACZENIE ELEMENTÓW

a - OZNACZENIE AKCESORIÓW

1



2

