





ASSEMBLY INSTRUCTIONS

ITEM #SA19279

PART LIST


			
CUSHION	BODY PANEL	WRENCH	SCREWS
1PC	2PCS	1PC	8PCS

STEP1



Turn over the cushion , make cushion bottom up.

STEP2



Assemble the one of body panel and tighten the screws with the cushion.

STEP3



Assemble the another body panel and tighten the screws with the cushion again.

STEP4



Finished it.