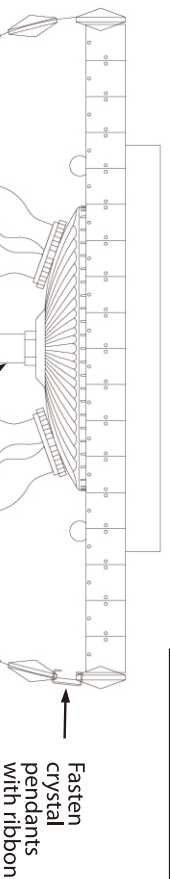
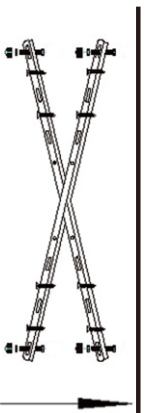
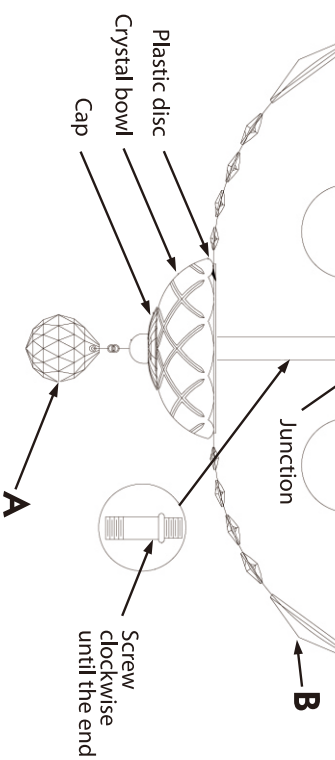


# Instruction

Collection: Diamant crystal  
 Series: Basfor  
 Model: DIA100-CL-03-G  
 Pendant lamp

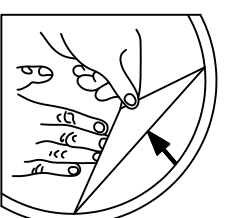


A = 1  
 B = 40

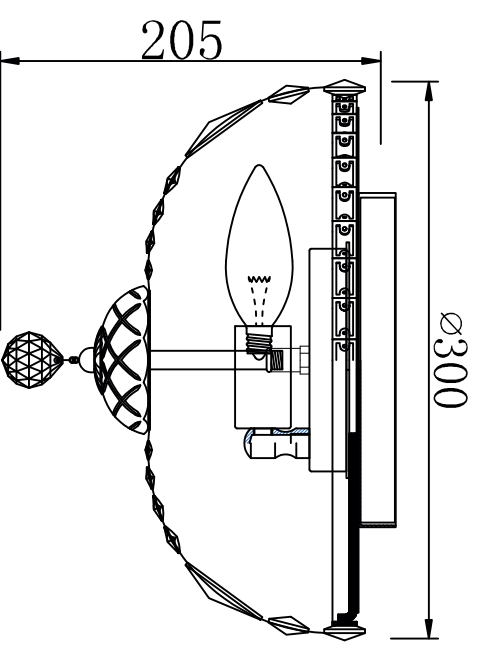


Step by step action:  
 Place the chandelier.  
 Screw lamps (not included)  
 Check the chandelier - light on all lamps  
 Place the handset and Hang crystal ball (part A)  
 Place crystal pendants (part B)

Place the handset firmly fix it.  
 Then put in the following sequence:  
 - plastic disc  
 - crystal bowl  
 - cap  
 - hang crystal ball (part A)



REMOVE COVER  
 BEFORE USING LAMP



– Pendant lamp



3 x E14 (60w)

**MAYTONI**  
 DECORATIVE LIGHTING

www.maytoni.de